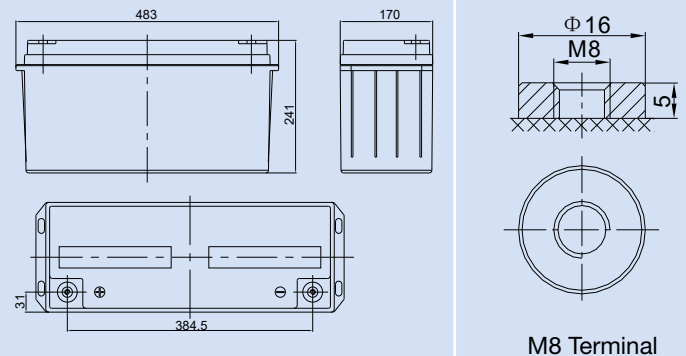


PS 12150 Specifications



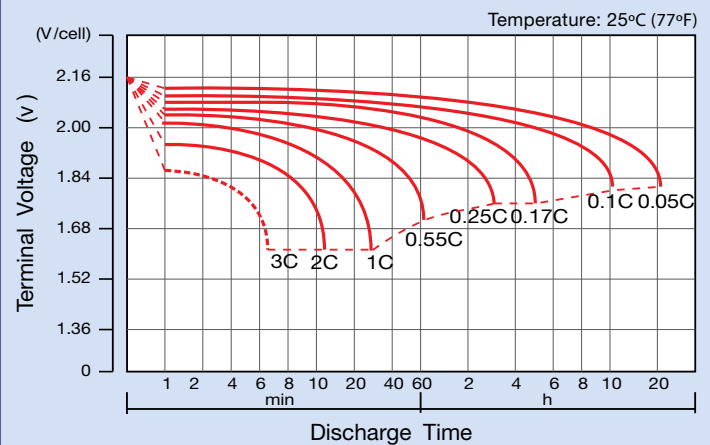
PHYSICAL DIMENSION/TERMINAL (MM)



PHYSICAL SPECIFICATION

Voltage	12V	
Capacity (20HR rate)	158Ah	
Dimensions	Length	483±2mm
	Width	170±2mm
	Container Height	241±2mm
	Total Height	241±2mm
Weight	43.7 Kg	
Terminal Type	M8	
Container Material	ABS	

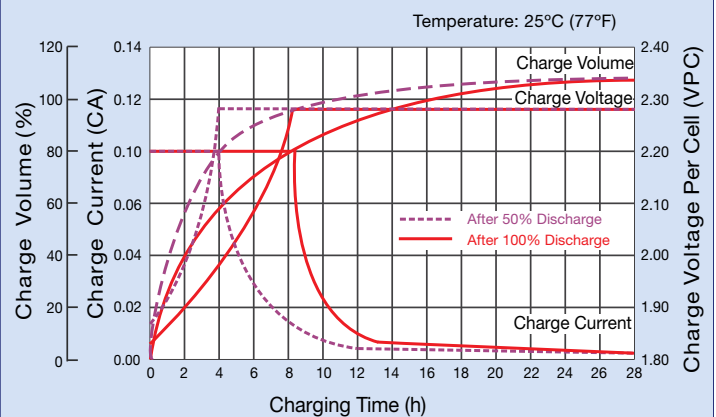
DISCHARGING CHARACTERISTICS CURVE



ELECTRICAL SPECIFICATION

Rated Capacity	C3	116.4AH
	C5	134.0AH
	C10	150.0AH
	C20	158.6AH
Max. Discharge Current	1500A (5 sec)	
Internal Resistance	Approx. 4.4 mΩ	
Operating Temp. Range	Discharge: -20°C~60°C	
	Charge: 0°C~50°C	
	Storage: -20°C~60°C	
Normal Operating Temp. Range	25°C±5°C	
Cycle Use Voltage	14.6 V~14.8 V @ 25°C	
	Temperature Compensation: -4mV/°C/Cell	
Standby Use Voltage	13.6 V~13.8 V @ 25°C	
	Temperature Compensation: -3mV/°C/Cell	

CHARGE CHARACTERISTICS CURVE FOR STANDBY USE



PS 12150 Specifications



CONSTANT CURRENT DISCHARGE CHARACTERISTICS: A (25°C)

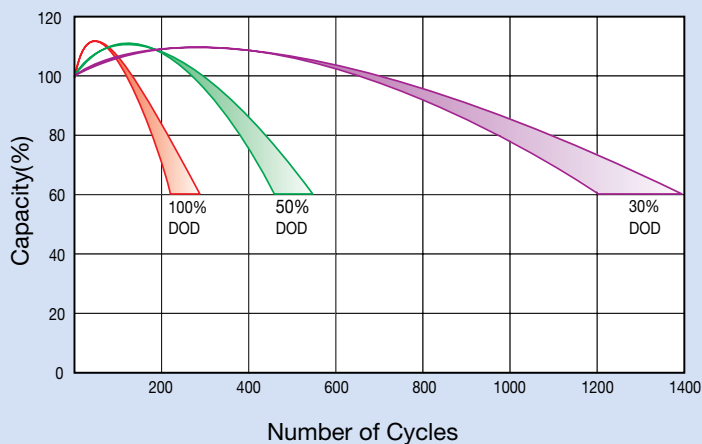
F.V/Time	10MIN	15MIN	30MIN	1HR	2HR	3HR	4HR	5HR	8HR	10HR	20HR
9.60V	325.0	258.3	155.8	92.4	55.3	41.0	33.3	28.1	18.8	16.0	8.20
9.90V	315.3	251.6	152.4	90.6	54.5	40.5	32.9	27.8	18.6	15.8	8.13
10.2V	302.6	242.7	147.9	88.4	53.4	39.8	32.4	27.4	18.4	15.6	8.05
10.5V	286.2	231.1	141.9	85.4	52.0	38.8	31.6	26.8	18.0	15.4	7.93
10.8V	265.2	216.2	134.3	81.5	50.1	37.5	30.7	26.0	17.6	15.0	7.78
11.1V	238.9	197.4	124.5	76.5	47.7	35.9	29.4	25.0	17.0	14.5	7.57

CONSTANT POWER DISCHARGE CHARACTERISTICS: WPC (25°C)

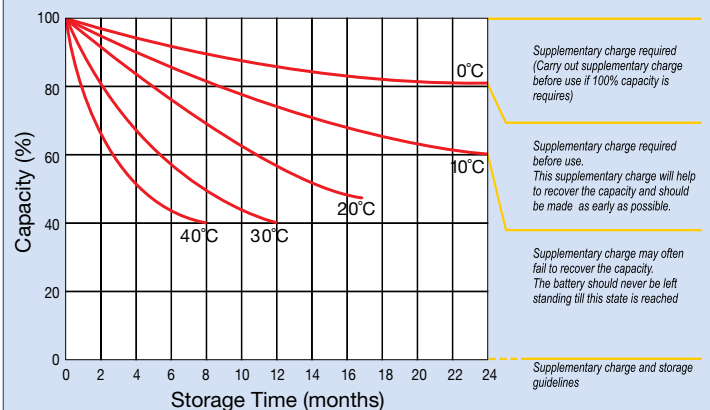
F.V/Time	10MIN	15MIN	30MIN	1HR	2HR	3HR	4HR	5HR	8HR	10HR	20HR
9.60V	560.7	458.4	287.2	175.3	106.4	79.6	65.0	55.1	37.3	31.9	16.4
9.90V	558.4	455.8	285.1	173.8	105.6	79.0	64.5	54.7	37.0	31.7	16.3
10.2V	541.9	443.5	278.2	170.1	103.9	77.8	63.5	54.0	36.6	31.3	16.1
10.5V	521.7	428.5	269.8	165.2	101.6	76.2	62.3	53.0	36.0	30.8	15.9
10.8V	491.8	406.5	257.8	158.4	98.4	74.0	60.7	51.7	35.1	30.1	15.6
11.1V	451.0	376.4	241.4	149.7	94.1	71.0	58.4	49.9	34.0	29.2	15.2

(Note) The above characteristics data are average values obtained within three charge/discharge cycle not the minimum values.

CYCLE LIFE IN RELATION TO DEPTH OF DISCHARGE



STORAGE CHARACTERISTICS



Battery Disposal

This battery is 98% recyclable. Help create a cleaner planet, return your used battery to the original place of purchase or your nearest CenturyYuasa approved Battery Recycling Centre.

For more information visit centurybatteries.com.au or call 1300 362 287

